



Introducing Vetericyn VF (Veterinary Formula):

Revolutionary Wound & Infection Care

Vetericyn® VF is a special veterinary formulation of Microcyn® Technology. At nearly double the potency of the original over-the-counter formulation, Vetericyn VF provides 3-4 times the efficacy of our consumer formula and offers licensed veterinarians a powerful new treatment option that works naturally with animal immune systems to fight infection and speed healing time.

Based on Microcyn Technology, Vetericyn is the world's first non-toxic, broad spectrum antimicrobial. Now, formulated exclusively for use and dispensing by licensed veterinarians, Vetericyn VF is even better at managing the organic load of a wound bed than our over-the-counter Vetericyn. It is still completely non-toxic, biocompatible, and safe as water. It may be used to treat a wide variety of topical wounds and infections of the skin, eyes, ears, nose and mouth.

This revolutionary antimicrobial wound treatment even kills antibiotic-resistant strains of bacteria, like MRSA, as well as fungi, viruses and spores.

In-solution Vetericyn kills to the limit the following:



Name of Organism	Time to Kill	Percent Reduction
MRSA - Staphylococcus aureus	30 seconds	99.9999%
VRE - Enterococcus faecalis	30 seconds	99.9999%
Staphylococcus aureus	30 seconds	99.9999%
Pseudomonas aeruginosa	30 seconds	99.9998%
Escherichia coli	30 seconds	99.9997%
Moraxella bovis	30 seconds	99.9999%
Moraxella catarrhalis	30 seconds	99.9999%
Acinetobacter baumannii	30 seconds	99.9999%
Bacteroides fragilis	30 seconds	99.9999%
Candida albicans	30 seconds	99.9999%
Enterobacter aerogenes	30 seconds	99.9999%
Enterococcus faecium	30 seconds	99.9999%
Haemophilus influenzae	30 seconds	99.9993%
Klebsiella oxytoca	30 seconds	99.9999%
Klebsiella pneumoniae	30 seconds	99.9999%
Micrococcus luteus	30 seconds	99.9999%
Proteus mirabilis	30 seconds	99.9999%
Serratia marcescens	30 seconds	99.9999%
Staphylococcus epidermidis	30 seconds	99.9998%
Staphylococcus haemolyticus	30 seconds	99.9999%
Staphylococcus hominis	30 seconds	99.9996%
Staphylococcus saprophyticus	30 seconds	99.9999%
Streptococcus pyogenes	30 seconds	99.9999%

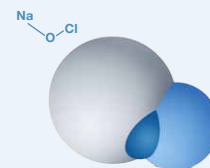
Vetericyn VF Liquid Contains:

Vetericyn VF Liquid Contains:
 Electrolyzed Water (H2O): 99.816%
 Sodium Chloride (NaCl): 0.023%
 Sodium Phosphate (NaH2PO4/Na2HPO4): 0.015%
 Hypochlorous Acid (HOCl): 0.011%

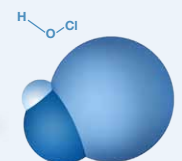
Vetericyn VF HydroGel Contains:

Vetericyn VF HydroGel Contains:
 Electrolyzed Water (H2O): 96.245%
 Sodium Magnesium Fluorosilicate: 2.987%
 Boric Acid (H3BO3): 0.462%
 Sodium Sulfate (Na2SO4): 0.295%
 Hypochlorous Acid (HOCl): 0.010%
 Sodium Hypochlorite (NaOCl): 0.001%

Sodium hypochlorite



Hypochlorous acid



Testimonials

Heals by Mimicking the Immune System

Vetericyn is an oxychlorine compound similar to that produced by the animal's own immune system. Oxychlorine compounds are released by neutrophils, which are the most abundant type of white blood cells in the immune system. Neutrophils use oxychlorine compounds to attack and kill pathogens. Vetericyn is a similar pathogen fighting solution that can be applied locally to an infection site. In-vitro results show that Vetericyn can safely kill 99.999% of most single-cell pathogens within 30 seconds of contact or less, including tenacious pathogens like MRSA, staph and pseudomonas.

Works for All of Your Animals

Vetericyn can be used to treat a wide variety of large and small companion animals, including but not limited to: dogs, cats, birds, turtles, rabbits, reptiles, hamsters, mice, gerbils, horses, cattle, sheep, pigs, goats, alpacas, etc.

Treats Many Ailments

Hot spots, rain rot, cinch fungus, ring worm, eye and ear infections, fungal infections, lacerations, abrasions, abscess, skin rashes, post-surgical incisions, burns and skin ulcers.

Vetericyn Safely Replicates the Animal's Own Immune System

Using a proprietary and non-cytotoxic formulation of oxychlorine compounds in a pH-neutral solution, Vetericyn can be used to clean, debride and moisten acute and chronic wounds without harming healthy tissue. Oxychlorine compounds occur naturally in animals as they are released by neutrophils, which are the most abundant type of white blood cells and form an essential part of the immune system. Vetericyn's mode of action against microorganisms mimics that of neutrophils in the animal's body. Specifically, hypochlorous acid (HOCl) generated through the oxidative burst process of neutrophils is a potent antimicrobial agent which attacks single cell pathogens. As a strong oxidant, hypochlorous acid, is known to react through a variety of pathways with biomolecules. The main route of attack against microorganisms is the disruption of the cellular membrane. Animal cells are much more resistant to this action. Unlike antibiotics, hypochlorous acid resistance is not developed in bacteria, viruses, and fungi.

Treatment Regimen

Clean and debride wound as needed with Vetericyn. The residual of the antimicrobial properties of Vetericyn VF can last up to six hours. There are no known contraindications nor are there any known negative drug interactions.

Note: It is not recommended to use Vetericyn in conjunction with any other wound care ointments or solutions. It is safe to use in conjunction with systemic antibiotics. Wrapping is not necessary but the wound may be dressed in sterile gauze. Apply Vetericyn to the wound and saturate the dressing before applying. Vetericyn is designed for licensed veterinarians to dispense to patients for home use. Vetericyn VF is only available to licensed veterinarians.

Visit www.vetericyn.com for bibliographies of clinical trials, additional scientific information, toxicology and pharmacology.

Innovacyn, Inc., 3546 N Riverside Ave, Rialto, CA 92377 | 866.318.3116

www.vetericyn.com




Part No.94200 v1.6

Search "Vetericyn" on these popular social sites!



Horse With Dryland Distemper Outbreak (Pigeon Fever)



Dog with Wounds and Sores from Mange



*Vetericyn VF treats the wounds caused by dryland distemper and mange and prevents potential secondary infections. In the case of mange, a treatment to kill the mites is still required.